

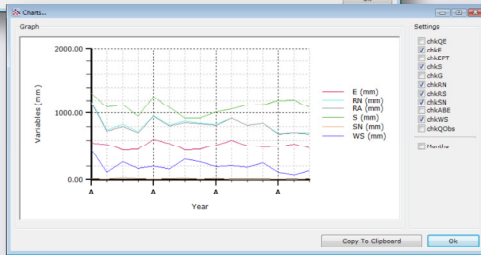
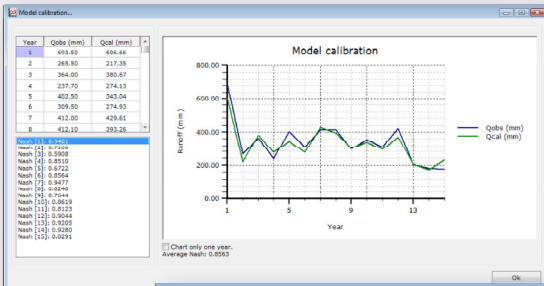


Water Balance v12.0

Advanced Water Balance Model

- Simulation of hydrological cycle of a catchment
- Input precipitation, temperature and monthly runoff data
- Output calculated runoff, infiltration, groundwater and more

	OCT	NOV	DEC	JAN	FEB	MAR	APR	MAY	JUN	JUL	AUG	SEP	SUM
1	10.00	10.00	10.00	10.00	10.00	10.00	10.00	10.00	10.00	10.00	10.00	10.00	10.00
2	20.00	20.00	20.00	20.00	20.00	20.00	20.00	20.00	20.00	20.00	20.00	20.00	20.00
3	30.00	30.00	30.00	30.00	30.00	30.00	30.00	30.00	30.00	30.00	30.00	30.00	30.00
4	40.00	40.00	40.00	40.00	40.00	40.00	40.00	40.00	40.00	40.00	40.00	40.00	40.00
5	50.00	50.00	50.00	50.00	50.00	50.00	50.00	50.00	50.00	50.00	50.00	50.00	50.00
6	60.00	60.00	60.00	60.00	60.00	60.00	60.00	60.00	60.00	60.00	60.00	60.00	60.00
7	70.00	70.00	70.00	70.00	70.00	70.00	70.00	70.00	70.00	70.00	70.00	70.00	70.00
8	80.00	80.00	80.00	80.00	80.00	80.00	80.00	80.00	80.00	80.00	80.00	80.00	80.00
9	90.00	90.00	90.00	90.00	90.00	90.00	90.00	90.00	90.00	90.00	90.00	90.00	90.00
10	100.00	100.00	100.00	100.00	100.00	100.00	100.00	100.00	100.00	100.00	100.00	100.00	100.00
11	110.00	110.00	110.00	110.00	110.00	110.00	110.00	110.00	110.00	110.00	110.00	110.00	110.00
12	120.00	120.00	120.00	120.00	120.00	120.00	120.00	120.00	120.00	120.00	120.00	120.00	120.00
13	130.00	130.00	130.00	130.00	130.00	130.00	130.00	130.00	130.00	130.00	130.00	130.00	130.00
14	140.00	140.00	140.00	140.00	140.00	140.00	140.00	140.00	140.00	140.00	140.00	140.00	140.00
15	150.00	150.00	150.00	150.00	150.00	150.00	150.00	150.00	150.00	150.00	150.00	150.00	150.00



Supports Penman-Montieth, Thornthwaite or Blaney-Cridde potential evapotranspiration methods.

Relative humidity, relative sunshine and wind speed are taken into account using classes.

Manual or automatic calibration of the model with an algorithm that optimizes the Nash number.

Study climate change effects using one to 30,000 different experiments.

Multilevel undo and redo.

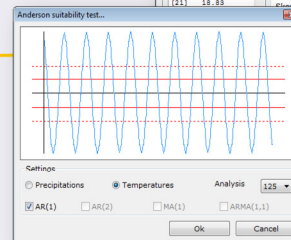
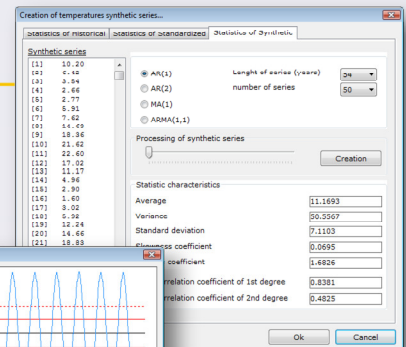
Create synthetic precipitations and temperatures series to generate multiple scenarios. Stochastic models supported: AR(1), AR(2), MA(1), ARMA(1,1).

Anderson suitability test to help researchers select stochastic models that can be used with a hydrological variable.

Portmanteau suitability test to help researchers select between different stochastic models.

Graphical presentation of all hydrological variables using monthly or annual temporal resolution.

Automated calculations sheets.



Export: Microsoft Word 2000, Excel 2000 or later, Bitmap image, ASCII file.

A free functional demo is available at TechnoLogismiki's web site.

www.technologismiki.com

Since its foundation, Technologismiki specializes in the development of advanced technical software. Moreover, its activities include publishing of technical books and consulting services in the fields of Hydraulics, Hydrology, Environment and Water Resources.

TECHNO logismiki
 Advanced Technical Software

5 Imittou str, 15561, Cholargos, Athens, Greece
 tel: ++30 210 65 64 147 - fax: ++30 210 65 48 461
 www.technologismiki.com - info@technologismiki.com